

# All Handstands On Deck

## Meet Results

Feb 7-8, 2015







Page: 1

Printed: 2/18/2015 8:57:31 AM

Men / 4 / Younger

Session: 1

Judge's Signatures

Rank	Num	Name	Gym							AA
1	472	Luke Kaly	Oldsmar	9.500	9.000	11.100	9.100	10.200	9.000	57.900
				1	1	1	4T	1	5	1
2	476	Jackson Byam	Top Flight	9.400	8.100	10.200	9.800	7.200	10.400	55.100
				2T	2	3T	1	5	1	2
3	458	Jake Hebert	Bayside	9.400	6.100	10.100	9.200	9.400	10.300	54.500
				2T	6	5	2T	2	2	3
4	470	Paul Manucy	First Coast	8.200	7.700	10.500	9.200	8.700	9.100	53.400
				5	3	2	2T	3	3T	4
5	459	Joel Hebert	Bayside	9.000	6.700	10.000	9.100	8.000	9.100	51.900
				4	5	6	4T	4	3T	5
6	485	Carson Honick	Naples Progressive	7.800	6.800	10.200	8.700	6.700	7.700	47.900
				6	4	3T	6	6	6	6

# All Handstands On Deck

## Meet Results

Feb 7-8, 2015







Page: 1

Printed: 2/18/2015 8:57:36 AM

Men / 4 / Middle

Session: 1







Judge's Signatures

Rank	Num	Name	Gym							AA
1	461	Allan Hicks	First Coast	9.800	9.100	11.000	9.900	10.500	10.500	60.800
				2	1T	2	1	1	1	1
2	474	Maxym Ponomarenko	Oldsmar	9.600	9.100	11.100	9.400	9.400	10.200	58.800
				3	1T	1	3T	2	2	2
3	452	Tajai Walker	Angel's GYM	9.900	8.900	9.800	9.700	9.300	10.000	57.600
				1	3	6	2	3	3	3
4	456	Benny Stanford II	Bayside	8.400	7.800	10.400	9.200	9.100	9.400	54.300
				4T	5	3	5T	4	4	4
5	482	Matthew Concilla	Naples Progressive	8.400	7.900	10.300	9.200	9.000	8.500	53.300
				4T	4	4	5T	5	5	5
6	481	Chris Hovan	Top Flight	7.700	6.300	10.100	9.400	7.300	7.800	48.600
				6	6	5	3T	6	6	6

# All Handstands On Deck

## Meet Results

Feb 7-8, 2015

Rank	Num	Name	Gym							AA
1	460	Evan Pall	First Coast	10.100	9.300	10.700	9.800	10.100	10.300	60.300
			First Coast	1	1	3T	1	2	1	1
2	463	Trey Payne	First Coast	9.800	9.200	10.800	9.500	10.200	10.200	59.700
			First Coast	3	2	1T	4T	1	2	2
3	471	Chase Hartman	Oldsmar	9.200	8.600	10.200	9.500	9.800	9.600	56.900
			Oldsmar	7	3T	8	4T	3	3T	3
4	455	Daniel Hays	Bayside	9.300	8.600	10.800	9.300	9.000	9.600	56.600
			Bayside	5T	3T	1T	7	5	3T	4
5	484	Jack Eckelman	Naples Progressive	9.900	7.600	10.500	9.700	9.400	8.300	55.400
			Naples Progressive	2	7	6T	2	4	7	5
6	475	Brady Boyer	Top Flight	9.300	8.100	10.600	9.500	8.200	9.200	54.900
			Top Flight	5T	5	5	4T	8	5	6
7	478	Dane Holmes	Top Flight	9.500	7.900	10.500	9.600	8.600	8.100	54.200
			Top Flight	4	6	6T	3	7	8	7
8	483	Rocco D'Angelo	Naples Progressive	7.900	6.500	10.700	7.800	8.900	9.000	50.800
			Naples Progressive	8	8	3T	8	6	6	8

# All Handstands On Deck

## Meet Results

Feb 7-8, 2015







Page: 1

Printed: 2/18/2015 8:57:54 AM

Men / 4 / Older

Session: 2

Judge's Signatures

Rank	Num	Name	Gym							AA
1	450	Adam Thompson	Angel's GYM	10.800	9.900	11.300	9.900	10.500	11.200	63.600
				2	2	1	1	1	1	1
2	467	Jeffrey Smith	First Coast	9.800	10.300	11.000	9.500	10.200	10.600	61.400
				3	1	3T	4	3	5	2
3	453	Jonathan Guastella	Angel's GYM	9.400	9.800	11.000	9.700	10.300	11.100	61.300
				4	3	3T	2	2	2	3
4	454	Joshua Morin	Angel's GYM	11.000	8.300	11.200	9.400	9.500	10.900	60.300
				1	7	2	5T	6	3T	4
5	469	Michael Buch	First Coast	9.200	8.800	11.000	9.400	9.200	10.900	58.500
				5	5	3T	5T	7	3T	5
6	473	David Levis	Oldsmar	9.000	8.700	10.800	9.400	9.600	10.000	57.500
				6	6	6	5T	5	6	6
7	466	Zachary Thoresen	First Coast	8.600	8.900	10.300	9.600	9.700	9.900	57.000
				7T	4	8	3	4	7	7
8	480	Lucas Nardin	Top Flight	8.600	7.700	10.600	9.300	8.800	9.400	54.400
				7T	8	7	8	8	8	8
9	457	Shawn Warden	Bayside	5.700	6.000	8.500	8.600	7.000	5.600	41.400
				9	9	9	9	9	9	9